

# SHARP

Be Original.

PN-HW86 1 PN-HW55 1  
PN-HW75 1 PN-HW50 1  
PN-HW65 1 PN-HW43 1  
LCD MONITOR

## Find the Perfect Size to Make a Stunning 4K Impact





# 4K Monitors Built for Eye-Catching Signage

Engage, inform, and influence your audience with a Sharp professional LCD monitor. Coming in a range of sizes from 86 to 43 inches, the PN-HW861/HW751/HW651/HW551/HW501/HW431 delivers your message with eye-catching detail at every scale. Along with 4K Ultra-HD resolution, it boasts a built-in USB media player. So, even without a connected PC, you can display photos and videos with amazing realism. This advanced slimline monitor can be installed in a variety of locations, depending on your signage needs. Whether you set it up in a retail, hospitality, or business setting, this monitor is built to make an impact.

## Find the Perfect-sized Solution to Deliver Your Message in Style

### Superb 4K Image Quality

With four times the pixel resolution of full-HD, the PN-HW series brings out all of the detail and clarity that the content creator intended. Videos and photos at 4K Ultra-HD have subtle textures and fine details not visible at full-HD. The high pixel count means there's no need to worry about jaggies, even on the largest screen.

### Slim Body Suits Any Location

Fit more screen in less space. The PN-HW series is streamlined for a pleasing appearance and minimal protruding parts. The thin bezel makes for easy placement in offices, public places, stores, and other commercial locations.

### Choice of Screen Size

This series of monitors comes in six sizes—86, 75, 65, 55, 50, and 43 inches—to suit a hugely diverse range of display scenarios.

### Choice of Installation Mode

The PN-HW series offers a choice of landscape or portrait installation, allowing customers to select the mode that best suits their display content and application. While portrait installation offers the look and impact of a poster, landscape installation puts wide images on high-definition display.

## Stylish to See, Easy to Use

### Signage with Built-in Media Player

The PN-HW series can play photo slideshows and videos—all without a PC or set-top box. Since you don't need a large playback source, installation is easy and space-efficient. A built-in USB media player lets you play 4K Ultra-HD photos, full-HD videos, or music stored on a connected USB memory device. It can also play photos or videos automatically. For added security, the monitor comes with a USB drive cover to prevent theft of the data storage device.

Notes:

1. Supported media formats: JPEG for still images, MP4 and TS for videos, and MP3 for audio.
2. If you're planning a large-scale signage installation, please consult your local authorised Sharp dealer or representative.



### A Visual Boost to Presentations

Add impact to your business presentations by connecting your PC to a PN-HW series monitor. Text, graphs, pictures, and tables can all be displayed in stunningly detailed 4K Ultra-HD resolution.\*<sup>1</sup> When you hook up a notebook PC using an HDMI or D-sub cable, the monitor wakes up from signal waiting mode and displays the content automatically\*<sup>2</sup>. You can start your presentation right away.

\*<sup>1</sup> For native 4K content.

\*<sup>2</sup> When a video signal is received at the selected input.

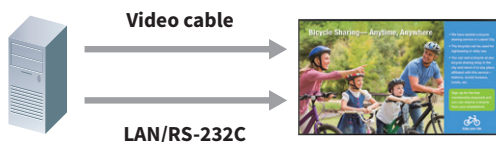


## Rock-Solid Professional Operation

### LAN/RS-232C Control

Thanks to its LAN/RS-232C interface, the PN-HW series can be easily controlled and monitored from a central location via a PC. This enables you to remotely turn the monitor on or off, switch its input, or adjust the screen and settings.

Note: Functions that can be controlled via LAN/RS-232C are limited. Some systems require an individual PC to control each monitor.



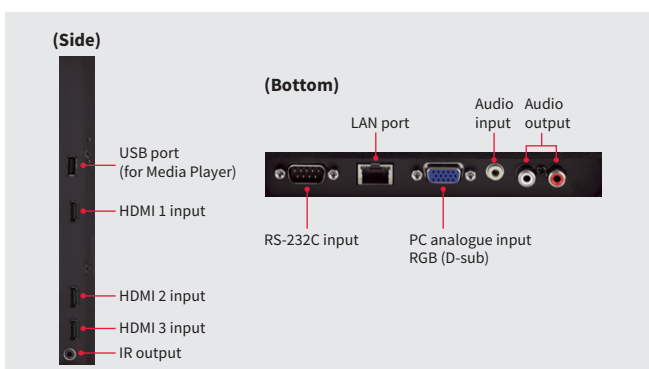
### 16/7 Operation

The PN-HW series is designed for heavy use under tough operating conditions. This reliable and commanding monitor easily handles the daily demands of 16-hour professional applications. Even after long hours of continuous operation, it delivers a sharp, clear picture.

### Lock Function

The LCD monitor and remote controller can be locked to prevent unwanted adjustments by people in public locations such as stores and restaurants.

## Terminals



## Other Key Features

- **Fanless architecture** maintains airflow while dissipating heat, without the use of noisy, dust-creating mechanical ventilation fans. The fanless design also makes maintenance easier to perform.
- **A built-in temperature sensor** detects rising temperatures inside the monitor and prompts automatic adjustment of the backlight system.
- **Built-in speakers** eliminate the need for external speakers and ensure a stylishly streamlined profile.

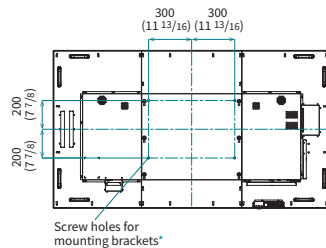
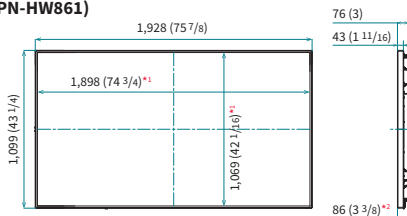
# Specifications

Model Name	PN-HW861	PN-HW751	PN-HW651	PN-HW551	PN-HW501	PN-HW431
Installation	Landscape / Portrait					
LCD Panel	86-inch class (85 3/8-inch [217.427 cm] diagonal) TFT LCD	75-inch class (74 1/2-inch [189.273 cm] diagonal) TFT LCD	65-inch class (64 1/2-inch [163.896 cm] diagonal) TFT LCD	55-inch class (54 5/8-inch [138.783 cm] diagonal) TFT LCD	50-inch class (49 1/2-inch [125.730 cm] diagonal) TFT LCD	43-inch class (42 1/2-inch [107.986 cm] diagonal) TFT LCD
Max. Resolution	3,840 × 2,160 pixels					
Max. Display Colours (approx.)	1.07 billion colours					
Pixel Pitch (H × V)	0.4935 × 0.4935 mm	0.429 × 0.429 mm	0.372 × 0.372 mm	0.315 × 0.315 mm	0.2854 × 0.2854 mm	0.2451 × 0.2451 mm
Max. Brightness*1	400 cd/m <sup>2</sup>			350 cd/m <sup>2</sup>		
Contrast Ratio	1,200 : 1					
Viewing Angle (H/V)	178°/178° (CR ≥ 10)					
Active Screen Area (W × H)	1,895.04 × 1,065.96 mm (74 5/8" × 41 15/16")	1,649.664 × 927.936 mm (64 15/16" × 36 5/16")	1,428.48 × 803.52 mm (56 1/4" × 31 5/8")	1,209.6 × 680.4 mm (47 5/8" × 26 13/16")	1,095.84 × 616.41 mm (43 1/8" × 24 1/4")	941.184 × 529.416 mm (37 1/16" × 20 13/16")
Response Time	8 ms					
Backlight	LED, edge lit			LED, direct lit		
Computer Input	Analogue RGB (0.7 Vp-p) [75Ω], HDMI™					
Synchronisation	Horizontal/vertical separation (TTL: positive/negative)					
Plug & Play	VESA DDC2B					
Power Management	VESA DPMS					
Input Terminals*2	Video					
Video	Mini D-sub 15-pin × 1, HDMI × 3					
Serial (RS-232C)	D-sub 9-pin × 1					
USB Port	USB (2.0-compliant) × 1*3					
Audio	3.5 mm-diameter mini stereo jack × 1					
Output Terminals*2	Audio					
Audio	RCA pin (L/R) × 1					
IR	3.5 mm-diameter mini stereo jack × 1*4					
Input/Output Terminals*2	LAN					
LAN	10Base-T/100Base-TX × 1					
Speaker Output	10 W + 10 W					
Power Supply	100V – 240V AC, 50/60 Hz					
Power Consumption	330 W	255 W	205 W	150 W	130 W	115 W
Operating Temperature*5	0°C to 40°C					
Dimensions (W × D × H) (approx.)*6	1,928 × 76 × 1,099 mm (75 7/8" × 3" × 43 1/4")	1,680 × 65.5 × 959 mm (66 1/8" × 2 9/16" × 37 3/4")	1,458 × 82 × 835 mm (57 5/8" × 3 1/4" × 32 7/8")	1,239 × 60 × 711.5 mm (48 3/4" × 2 3/8" × 28")	1,124 × 68 × 646.5 mm (44 1/4" × 2 11/16" × 25 1/16")	968 × 60 × 559 mm (38 1/16" × 2 3/8" × 22")
Weight (approx.) (display only)	64 kg (141.1 lbs)	55 kg (121.3 lbs)	26 kg (57.3 lbs)	16 kg (35.3 lbs)	13 kg (28.7 lbs)	9 kg (19.8 lbs)

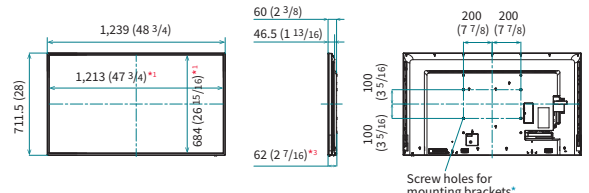
\*1 Brightness depends on input mode and other picture settings. Brightness level will decrease slightly over the lifetime of the product. Due to the physical limitations of the equipment, it is not possible to maintain a precisely constant level of brightness. \*2 Use a commercially available connection cable for PC and other video connections. \*3 Supported media formats: JPEG (.jpg) for still image, MP4 and TS for video, and MP3 for audio. Size of USB device (incl. terminal) usable with cover: max. 50 × 20 × 12 mm (L × W × H). \*4 An optional conversion cable is required. \*5 Temperature condition may change when using the monitor together with the optional equipment recommended by Sharp. In such cases, please check the temperature condition specified by the optional equipment. \*6 Display section only, not including protrusions.

## Dimensions

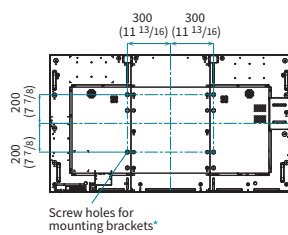
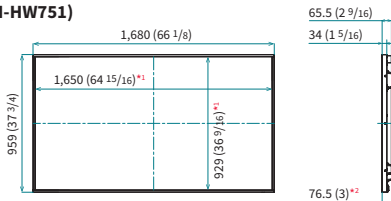
(PN-HW861)



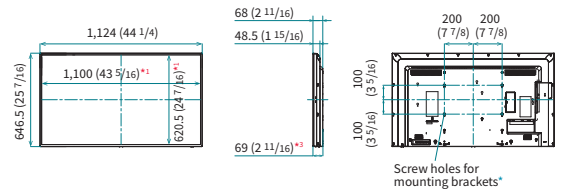
(PN-HW551)



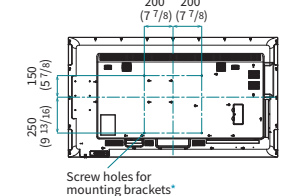
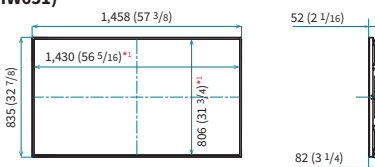
(PN-HW751)



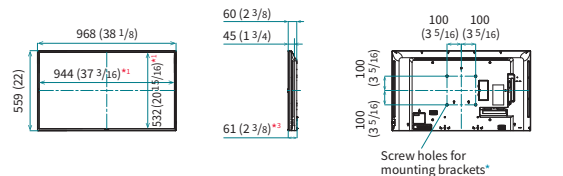
(PN-HW501)



(PN-HW651)



(PN-HW431)



Units: inch (mm)

\*1 Screen dimensions \*2 Including detachable handle \*3 Including protrusions \*4 To use the mounting bracket, use M6 screws that are 8 to 10 mm plus the thickness of the bracket.

The terms HDMI and HDMI High-Definition Multimedia Interface, and the HDMI Logo are trademarks or registered trademarks of HDMI Licensing Administrator, Inc. in the United States and other countries. All other brand names and product names may be trademarks or registered trademarks of their respective owners. All screen images appearing in this brochure are simulated. Design and specifications are subject to change without prior notice.



Distributed by:

